

REF:NS:SEC:

20th August, 2019

National Stock Exchange of India Limited
"Exchange Plaza", 5th Floor,
Plot No.C/1, G Block
Bandra-Kurla Complex
Bandra (East), Mumbai 400051.

BSE Limited
Phiroze Jeejeebhoy Towers,
Dalal Street, Fort,
Mumbai 400001.

Bourse de Luxembourg
Societe de la Bourse de Luxembourg
Societe Anonyme/R.C.B. 6222,
B.P. 165, L-2011 Luxembourg.

London Stock Exchange Plc
10 Paternoster Square
London EC4M 7LS.

Sub: SEBI (Listing Obligations and Disclosure Requirements) Regulations, 2015 -
Presentation made to the Analyst/Institutional Investor

This is further to our letter bearing REF:NS:SEC dated 14th August, 2019 wherein we had given you an advance intimation of the upcoming Analyst or Institutional Investor Interactions in terms of Regulation 30(6) of the Securities and Exchange Board of India (Listing Obligations and Disclosure Requirements) Regulations, 2015.

We wish to inform that the Company today participated in the Motilal Oswal Investor Conference with Several Funds/Investors in Mumbai and the Presentation which was sent to the Stock Exchanges vide letter bearing REF:NS:SEC dated 7th August, 2019 has been uploaded on the Company's website with the link <https://www.mahindra.com/resources/investor-reports/FY20/Earnings%20Update/Investor-Presentation-post-Q1FY20-results.pdf> was shared with them.

Further, in addition to above, a Presentation which was made at the Conference is attached herewith for your records.

Kindly take the same on record and acknowledge receipt.

Yours faithfully,
For MAHINDRA & MAHINDRA LIMITED



NARAYAN SHANKAR
COMPANY SECRETARY

C:\Users\ahirsu-cont\Desktop\Stock Exchange\SE - Motilal Oswal Investor Conference - 20.08.2019.docx

The Churn - Accelerated

Dr. Pawan Goenka

20 August 2019

A Deep Slowdown

| YOY Growth | F18 | F19 | F19 Q1 | F19 Q2 | F19 Q3 | F19 Q4 | F20 Apr-July | M&M Growth |
|------------|-------|-------|--------|--------|--------|--------|--------------|------------|
| PV | 7.9% | 2.7% | 19.9% | -3.6% | -0.8% | -2.0% | -21.6% | - 5.0% |
| CV Total | 20.0% | 17.6% | 51.6% | 27.5% | 6.7% | 0.7% | -13.6% | - 11.4% |
| 3W | 24.2% | 10.3% | 54.0% | 24.6% | -6.8% | -8.7% | -7.4% | - 7.1% |
| 2W | 14.8% | 4.9% | 15.9% | 4.9% | 8.4% | -9.0% | -12.9% | - |
| Tractors | 21.7% | 8.0% | 23.9% | - 2.6% | 19.2% | - 8.4% | - 14.2% | - 14.2% |

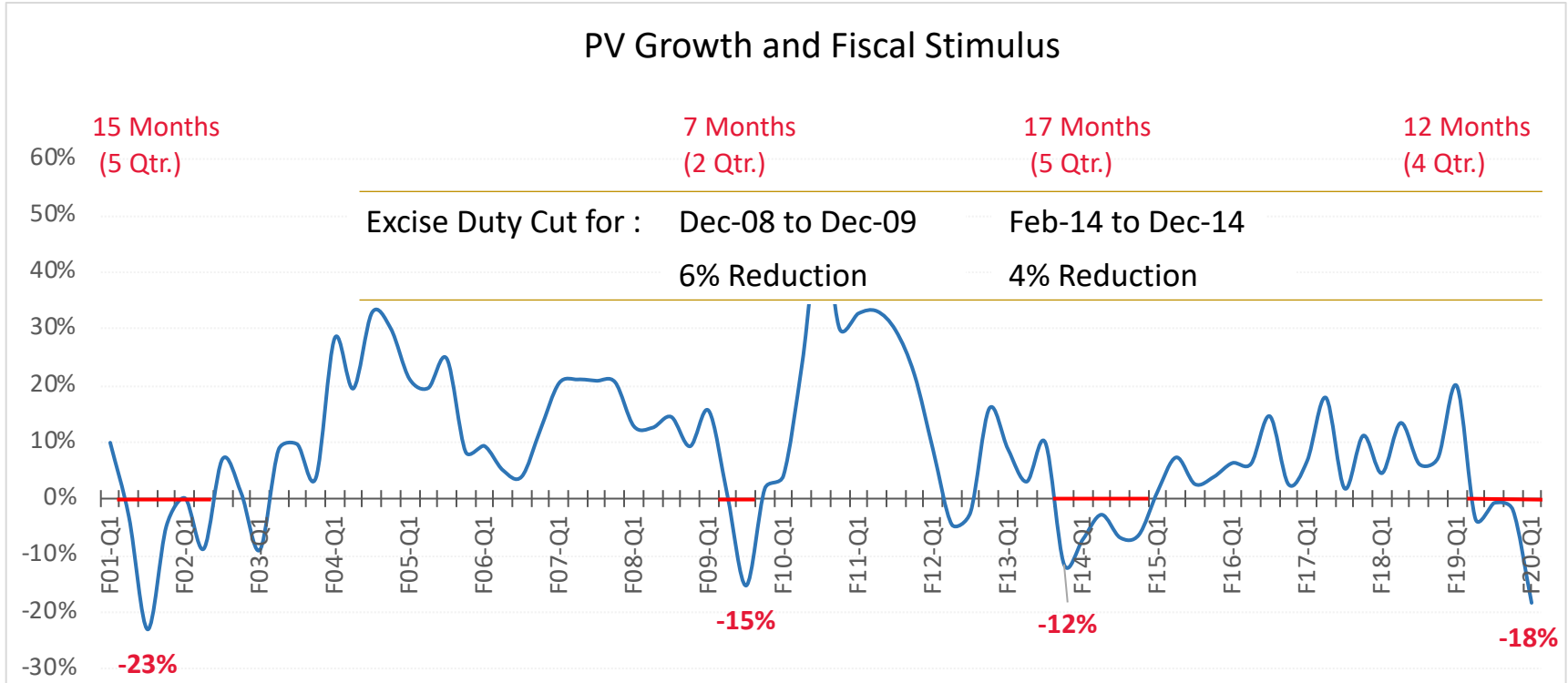
Reasons for the Slowdown

| General Sentiment | Financing | Transaction Cost |
|-------------------------------------------------------------------------------------------------------------------------------------------------------------------------------------------------------------------|-----------------------------------------------------------------------------------------------------------------------------------------------------------------------------------------------------------------|-------------------------------------------------------------------------------------------------------------------------------------------------------------|
| <ul style="list-style-type: none"> • Economic slowdown • Poor cash flow in economy • Govt. rural spending • Rural income • Weak Monsoon • Sensex fall | <ul style="list-style-type: none"> • Tight credit conditions arising from stress in NBFC sector, which has a significant share in wholesale, retail financing • Rate cuts not passed on | <ul style="list-style-type: none"> • Commodity prices • Regulatory impact on cost • Road tax, registration, insurance, TCS |

Recommended Measures

1. Improve liquidity and cost of financing
2. Review of regulations : Impact Vs Cost
3. Restart rural spending
4. Roll back of increases in the road tax by states post GST
5. Waiver on TDS for vehicle purchases above Rs. 10 lac price
6. Temporary reduction in GST
7. Vehicle scrappage policy

PV Growth Q1F01 to Q1F20



Mid-Term Industry Drivers

1. Rural and infra thrust **will** continue
2. Agri Industry **will** transform
3. EVs **will** happen
4. ICE is **far** from dead
5. Shared mobility **will** grow
6. Auto industry dynamics **will** change
7. Regulatory environment **will** get aggressive and surprises **will** happen
8. Protectionism **will** grow, globally

EVs will happen

- Why?
 - Clean air
 - Energy security
- How ?
 - Advancement in battery technology
 - Localisation of EV components
 - Charging infrastructure

Demand Side Incentives and Enablers

- 5% GST on EVs
- FAME II incentives
- Income tax benefits for EV owners
- State level EV policies giving additional subsidy
- No permit requirement for EVs
- Road tax waiver
- Green number plates
- Electric buses sanctioned in different states

Focus on Make in India

- Phased Manufacturing Program (PMP)
- Support for manufacturing – land, utilities, tax rebates

Focus for charging infrastructure

- Government has invited bids for setting up charging infrastructure for 1,000 charging stations with 6,000 chargers
 - 70% funding for public chargers
- Government will fund part of the cost of setting up the above infrastructure using the Rs. 1,000 cr. earmarked for charging infrastructure as part of FAME II

Evolving EV landscape in India

- 4W EV application in fleet application
- 3W EV application profitable even today
- ICE and EV technologies need to co-exist

Shared Mobility **will** Grow

- Established players



- Emerging players



- Fleet operators



- Niche players



Agri industry **will** transform

- Agri productivity
- Shorter crop cycles
- Risk mitigation

Indian Tractor Industry: ~8% growth (Mid to Long term)

- 7mn* tractor parc is only ~ 43% of total tractor requirement of ~16mn*
- Consistent improvement in Irrigation with increasing investments by Govt
 - High direct correlation between tractor sales and irrigation intensity
- Rapid increase in horticulture
 - Current mechanization in horticulture is 50% lower than paddy & wheat
- Shortage of farm labour & rising cost of labour

India is Tractorized, not Mechanized

| | India | Global |
|-------------------------|------------|------------|
| Tractor Industry | USD 5.6 bn | USD 60 bn |
| Farm Machinery Industry | USD 1 bn* | USD 100 bn |

* Organised Sector

Farm Machinery from Across the Globe



CoE
Rice Machinery



Walk Behind Rice Transplanter



Self Propelled Rice Transplanter

HISARLAR

CoE
Tillage & Hay Machinery



Silage Baler



Square Baler



Total Mix Ration – TMR Wagon



SAMPO ROSENLEW

CoE
Harvesting Machinery



Harvesters*



CoE
Spraying Machinery



Range of Mist Sprayers



CoE
Potato Value Chain



Precision Potato Planter



CoE
Horticulture Machinery

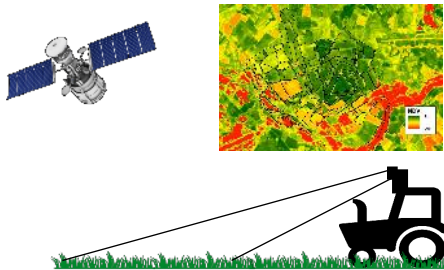


Precision Horticulture Planter

* Not yet introduced in India

Emerging Technologies in Agriculture

Crop Sensing



GPS ,GIS



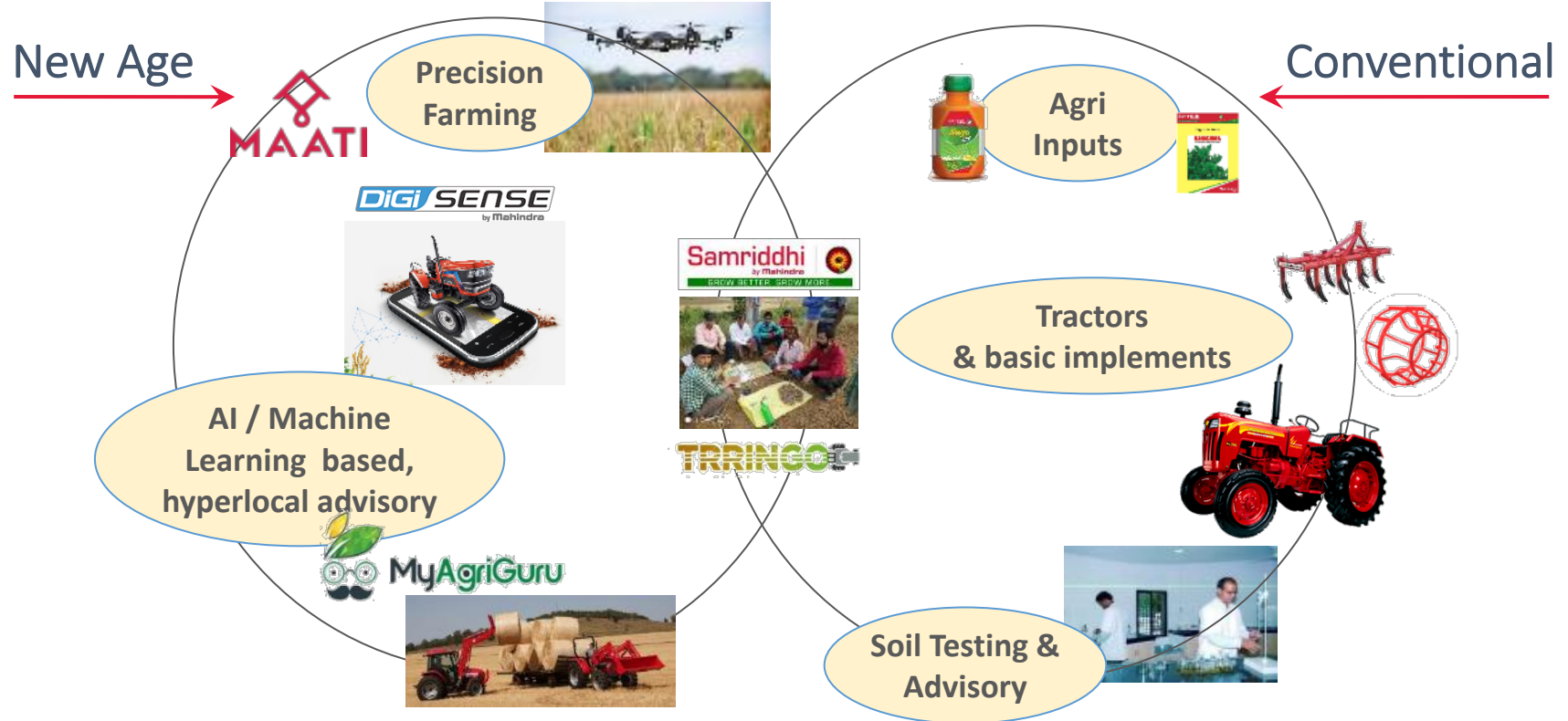
Variable Rate Technologies



Right Time + Right Location + Right Quantity

\$240 Bn Global Addressable Market for Precision Farming

FaaS: Integrated solutions for the farmer



The Churn is Accelerating

■ Electric Vehicles

- Right solution for intracity mobility
- Need a phased plan for adoption
- Will coexist with ICE

■ Shared Mobility

- Will create new value propositions in mobility space

■ Agri industry

- Tractor industry will grow at ~ 8% in mid term
- Mechanization and Technology integrated solutions will create new value propositions

Mahindra
Rise.